



SOFT
BWT bestmax
 best water technology



Ideal for water optimisation with a low limescale content

Best for low / medium KH



- Optimised – also ideal for untreated water with low limescale content
- Efficient – maximum capacities thanks to BWT High Efficiency Technology (HET)
- Flexible – only one filter head for all types of filter
- Simple – quick, uncomplicated filter change

Customer benefits at a glance

- Filter system for every local carbonate hardness (limescale content)
- Economical limescale protection and balanced minerals content
- Provides excellent sensory water quality for filter coffee and specialities

Top technology

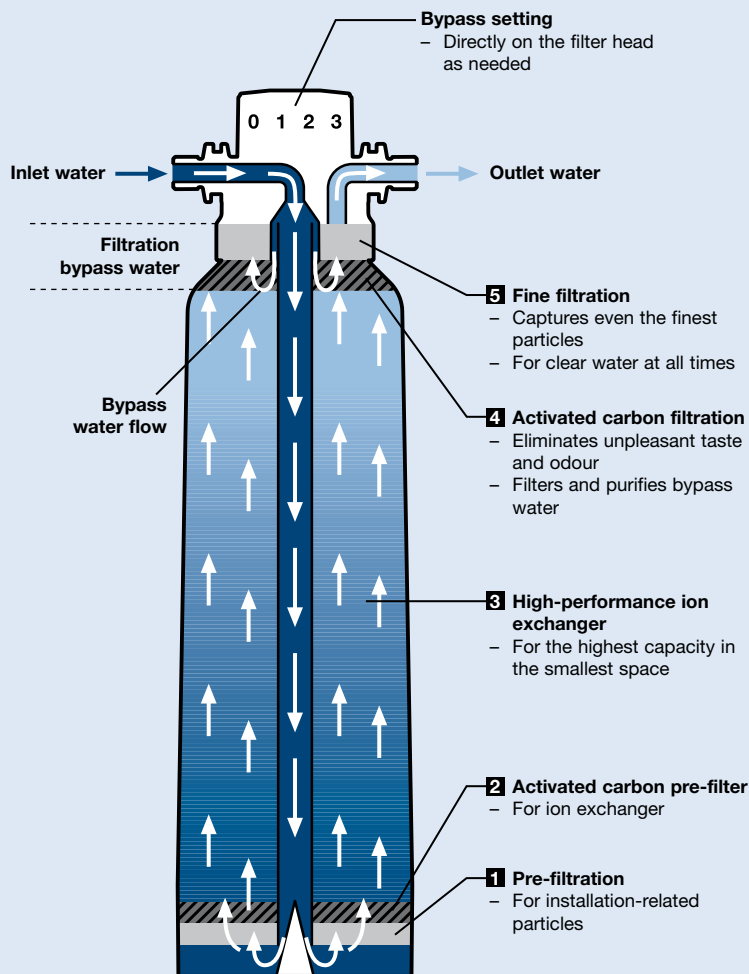
- 5 level filtration
- Filtered bypass water cleaned through activated carbon
- Usable horizontally and vertically
- Water stop during filter change
- Fine filter for secure particle retention and clear water
- Active carbon filter membrane for pure water without unwanted smells and tastes

BWT bestmax SOFT

Perfect coffee water from every water type – that's the BWT water+more promise. Joining our world-beating hot drinks range of filters, BWT bestmax SOFT targets raw water with low carbonate hardness.

Providing taste and odour filtration, pH maintenance and pin-point scale management, BWT bestmax SOFT offers coffee shops in 'soft' water areas good machine protection and great hot drink quality.

Using successful HET technology, BWT bestmax soft provides maximum efficiency and high treatment capacity in multiple sizes. The latest bypass technology and the same connecting head means switching to BWT bestmax SOFT is a very low cost option for existing installations.



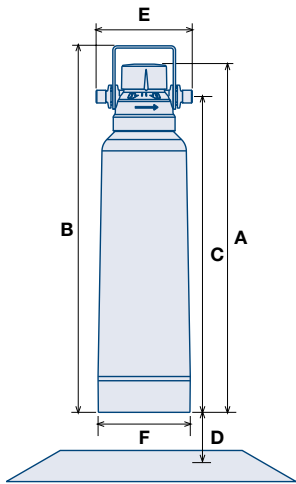
Bypass setting on the filter head ⁽¹⁾	0	1	2	3
Typical proportion of bypass water in % ⁽²⁾	15	35	50	70

⁽¹⁾ According to the local carbonate hardness.

⁽²⁾ Max. depending on the volumes flow.

5 stage water optimisation with BWT bestmax SOFT filter cartridges

Technical Data*




* Subject to change without notice


BWT bestmax SOFT Type	X	S	V	M	L	XL	2XL
Connection thread (in/out)	3/8"	3/8"	3/8"	3/8"	3/8"	3/8"	3/8"
Intake pressure, min.-max. in bar	2-8	2-8	2-8	2-8	2-8	2-8	2-8
Water temperature, min.-max. in °C	4-30	4-30	4-30	4-30	4-30	4-30	4-30
Ambient temperature, min.-max. in °C	4-40	4-40	4-40	4-40	4-40	4-40	4-40
Total height without bracket (A) in mm, approx.	280	360	420	475	500	500	574
Total height with bracket (B) in mm, approx.	300	385	445	500	530	530	600
Connection height (C) in mm	230	310	370	425	450	450	520
Distance from floor (D) in mm	65	65	65	65	65	65	65
Installed length (E) in mm	125	125	125	125	125	125	125
Ø Filter cartridge (F) in mm	88	88	115	130	145	145	185
Weight in kg, approx. (dry/wet)	0.5/1.1	0.9/1.5	2.1/3.2	2.4/4.2	3.4/5.9	3.8/6.0	7.5/11.0
Order No. Filter Cartridge	FS2010A00	FS2210A00	FS2310A00	FS2410A00	FS2610A00	FS2810A00	FS3010A00

NEW

Optimised bypass setting for hot drinks: 15-70 %

Settings and Capacities**

Hot and cold drink No Steam	Bypass	Filter capacity in litres							
		X	S	V	M	L	XL	2XL	
 Best for low / medium KH	4	3	1800	3000	7500	11400	15600	20400	36000
	5	3	1440	2400	6000	9120	12480	16320	28800
	6	3	1200	2000	5000	7600	10400	13600	24000
	7	3	1025	1710	4285	6510	8910	11655	20570
	8	2	900	1500	3750	5700	7800	10200	18000
	9	2	800	1330	3330	5065	6930	9065	16000
	10	2	720	1200	3000	4560	6240	8160	14400
	12	2	600	1000	2500	3800	5200	6800	12000
	14	2	510	855	2140	3255	4455	5825	10285
	16	2	450	750	1875	2850	3900	5100	9000
	20	2	360	600	1500	2280	3120	4080	7200
	24	2	300	500	1250	1900	2600	3400	6000
	≥25	1	≤255	≤430	≤1075	≤1635	≤2235	≤2925	≤5160

Coffee Machines with Steam	Bypass	Filter capacity in litres							
		X	S	V	M	L	XL	2XL	
 Best for low / medium KH	4	3	1500	2500	6250	9500	13000	17000	30000
	5	3	1200	2000	5000	7600	10400	13600	24000
	6	3	1000	1665	4165	6330	8665	11330	20000
	7	3	855	1425	3570	5425	7425	9710	17140
	8	2	750	1250	3125	4750	6500	8500	15000
	9	2	665	1110	2775	4220	5775	7555	13330
	10	2	600	1000	2500	3800	5200	6800	12000
	12	1	445	745	1865	2835	3885	5080	8965
	14	1	380	640	1600	2430	3330	4355	7685
	16	0	280	470	1185	1800	2465	3220	5690
	20	0	225	375	945	1440	1970	2575	4550
	24	0	190	315	790	1200	1640	2145	3790
	≥25	0	≤180	≤300	≤755	≤1150	≤1575	≤2060	≤3640

** The capacities may fluctuate by up to ± 5 % depending on the local water quality and flow speed. The values indicated here are minimum capacities per ° temporary hardness. For more information, please contact BWT water+more.

First installation set

- Filter Cartridge (X, S, V, M, L, XL oder 2XL)
- Universal filter head BWT besthead with 3/8" external thread (incl. bypass setting and non-return valve)
- Wall mounting (without fixing material)
- Installation and Operating Instruction

Accessories

- Connecting hose 1500 mm
Order No.: FS00Y01F00 (3/8" x 3/8"); **FS00Y02F00** (3/8" x 3/4")
- BWT bestflush ventilation valve, 3/8" x 3/8", **Order No.: FS00Y51A00**
- Hot drinks test kit to determine the carbonate hardness and total hardness of drinking water **Order No.: YS00Y01A00**

BWT UK Ltd
 water+more
 BWT House, The Gateway Centre
 Coronation Road
 High Wycombe
 HP12 3SU
 Phone: +44 (0)1494 838100
 Fax: +44 (0)1494 838104

BWT water+more Deutschland GmbH
 Spiegelgasse 13
 D-65183 Wiesbaden
 Tel.: +49.611.58019-0
 Fax: +49.611.58019-22
 info@water-and-more.de

BWT water + more GmbH
 Professional Solutions Austria
 Walter-Simmer-Str. 4
 A-5310 Mondsee
 Telefon +43 6232 5011-1164
 Telefax +43 6232 27292-1164
 kundenservice@bwt.at

www.BWT-water-and-more.com

 **BWT**
 water + more